



# voestalpine Group

Facts & Figures

[www.voestalpine.com](http://www.voestalpine.com)

**voestalpine**

ONE STEP AHEAD.

# Opening new dimensions

- We are a leading European processing group with our own steelmaking facilities and headquarters in Austria.
- We generate in excess of €10 billion in annual revenue with a workforce of some 40,000 throughout the world.
- We have a presence in almost 60 countries and every continent, with some 300 production and sales companies.
- We occupy top positions in all markets we serve:
  - World market leaders for turnouts and tool steel
  - Number one in Europe for rails, processed wire, special sections and custom rollforming
  - Top European player in high-quality steel strip and heavy plate
  - Leading position in the European automobile component supplier industry

**voestalpine**

ONE STEP AHEAD.

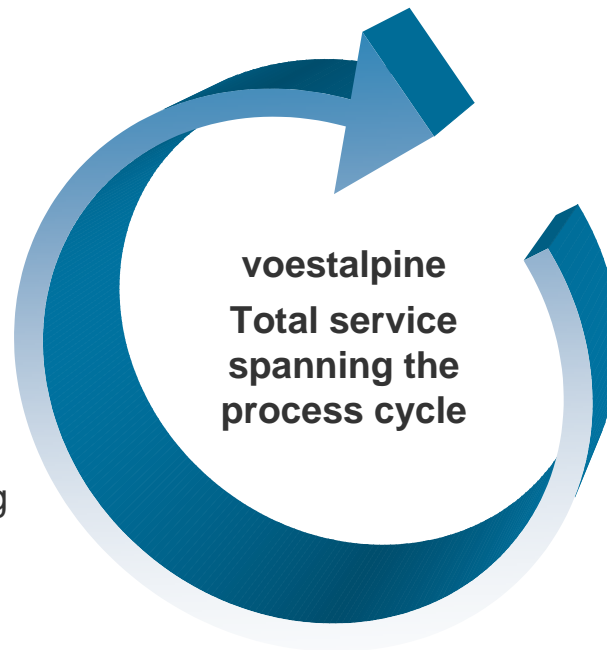
# Full service, single source ...

## Service

Customized products and applications including individual service packages, from just-in-time delivery to networked IT systems

## Processing

Downstream processing, complex forming and finishing of steel-based products



## Technology and Design

New materials meeting very specific technical needs to customer order

## Steel Production

Vast industry expertise for development of lighter and stronger steel grades to meet special customer needs

... wherever you are



**voestalpine**

ONE STEP AHEAD.

# Top positions in all sectors



**Steel**

**European top player**

Top 3 European supplier of high-quality steel strip and heavy plate for the most demanding applications



**Special Steel**

**Worldwide leadership**

Worldwide leadership in tool steel. Leading position in precision strip steel, special forgings and welding technology



**Railway Systems**

**Worldwide leadership**

European market leader for rails and processed wire, world market leader for turnouts



**Profilform**

**European leadership**

European market leader in special sections and custom rollforming



**Automotive**





**European top player**

Growing toward top 3 position in European automobile component supplier industry

**voestalpine**

ONE STEP AHEAD.

# Figures speak louder than words

Group	Revenue	EBIT	EBIT margin	Employees
<b>FY 2006/07*</b>	<b>€10.25 bn</b>	<b>€1.42 bn</b>	<b>13.8%</b>	<b>39,934</b>
				
<b>Steel</b>	<b>Special Steel</b>	<b>Railway Systems</b>	<b>Profilform</b>	<b>Automotive</b>

Divisions	Revenue in €m	EBIT in €m	EBIT margin	Employees
Steel	3,680	544	14.8%	9,592
Special Steel**	3,203	406	12.7%	14,608
Railway Systems	2,056	338	16.4%	7,523
Profilform	970	146	15.0%	3,314
Automotive	820	42	5.2%	4,500

\* Sales of voestalpine and Böhler-Uddeholm added together (not consolidated)

\*\* Böhler-Uddeholm AG fiscal year: April 1, 2006 to March 31, 2007 (adapted)

**voestalpine**

ONE STEP AHEAD.

# voestalpine and Böhler-Uddeholm

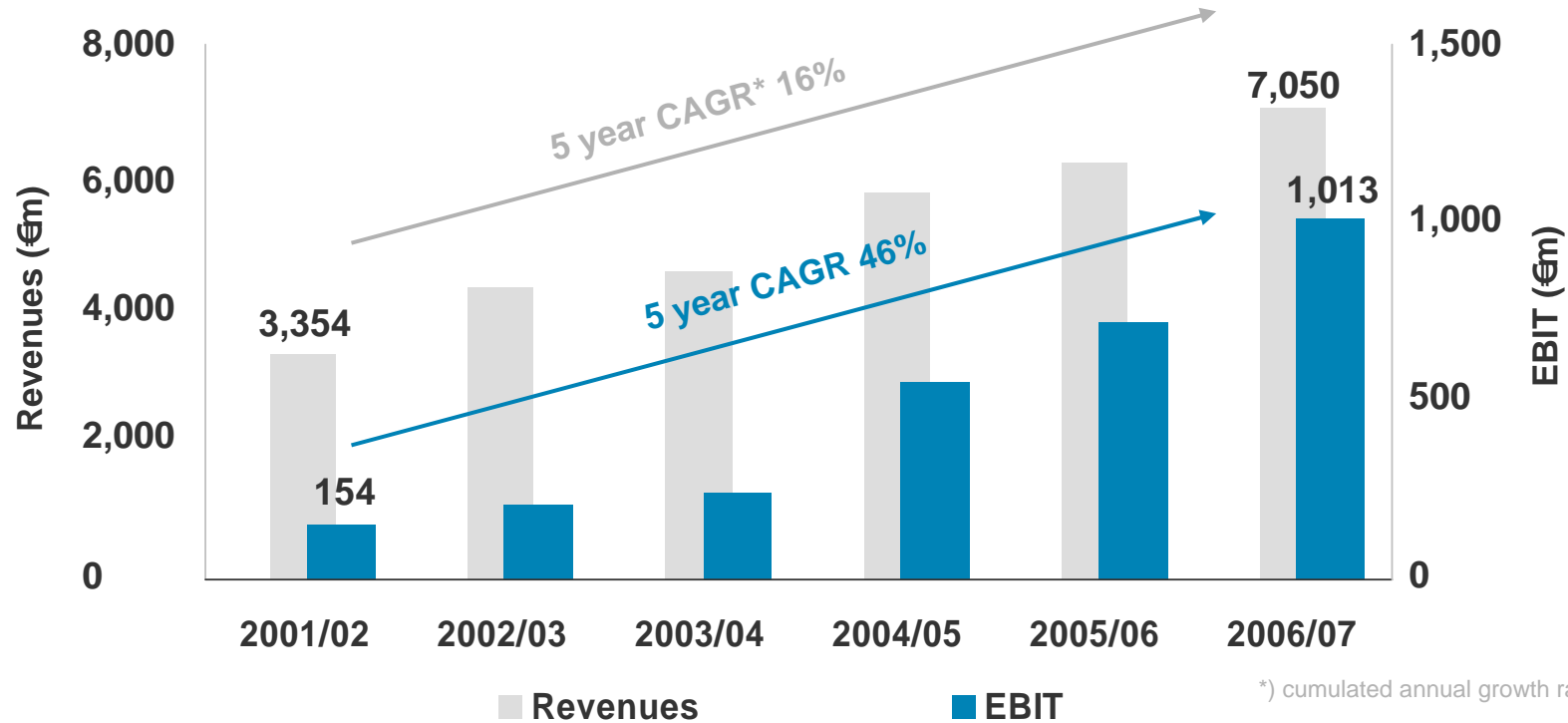
		voestalpine 2006/07	voestalpine & Böhler-Uddeholm 2006/07*	Change (%)
<b>Revenue</b>	€m	7,050	<b>10,253</b>	+45.4
<b>EBITDA</b>	€m	1,365	<b>1,873</b>	+37.2
<b>% of revenue</b>	%	19.4	<b>18.3</b>	
<b>EBIT</b>	€m	1,013	<b>1,419</b>	+40.1
<b>% of revenue</b>	%	14.4	<b>13.8</b>	
<b>EBT</b>	€m	977	<b>1,350</b>	+38.1
<b>Profit for the period</b>	€m	765	<b>1,033</b>	+35.0

\* Figures for voestalpine and Böhler-Uddeholm added together (not consolidated)  
pre purchase price allocation issues and pre synergies

**voestalpine**

ONE STEP AHEAD.

# Growth track record



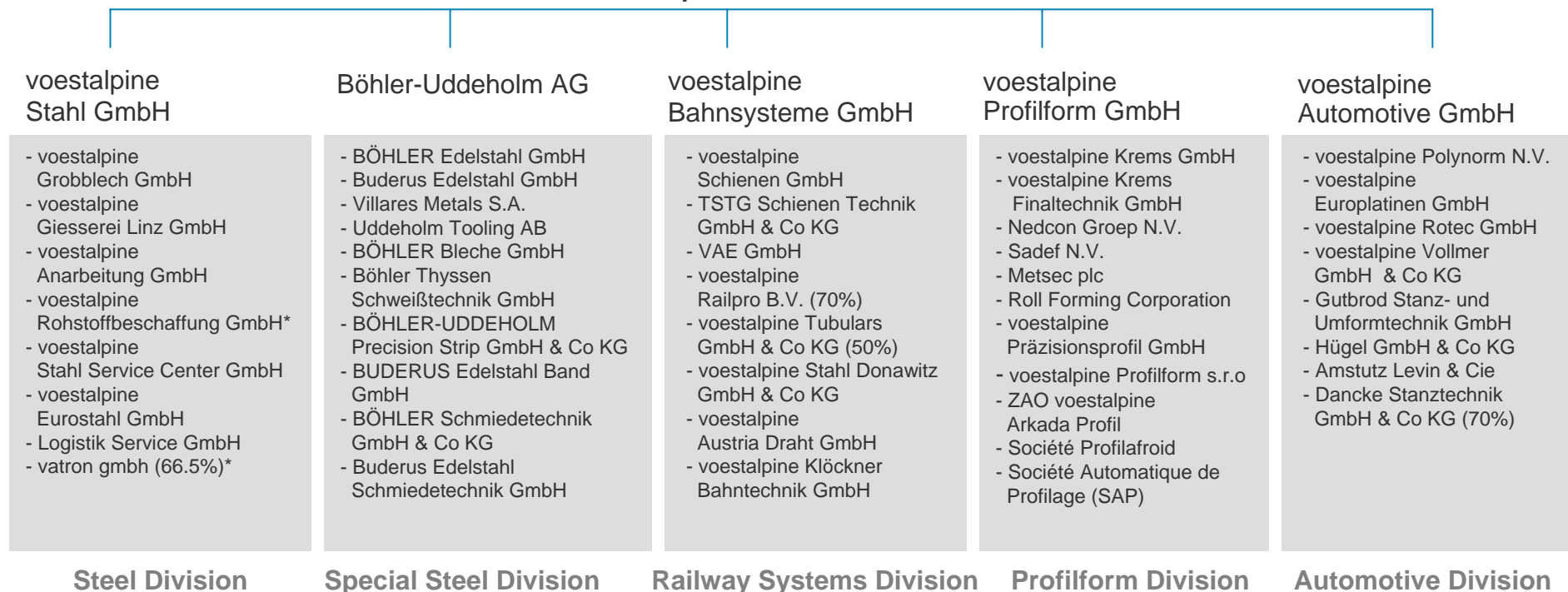
	FY 2001/02	FY 2006/07
EBIT margin	4.6%	14.4%
ROCE	6.1%	25.9%

**voestalpine**

ONE STEP AHEAD.

# Group structure

## voestalpine AG



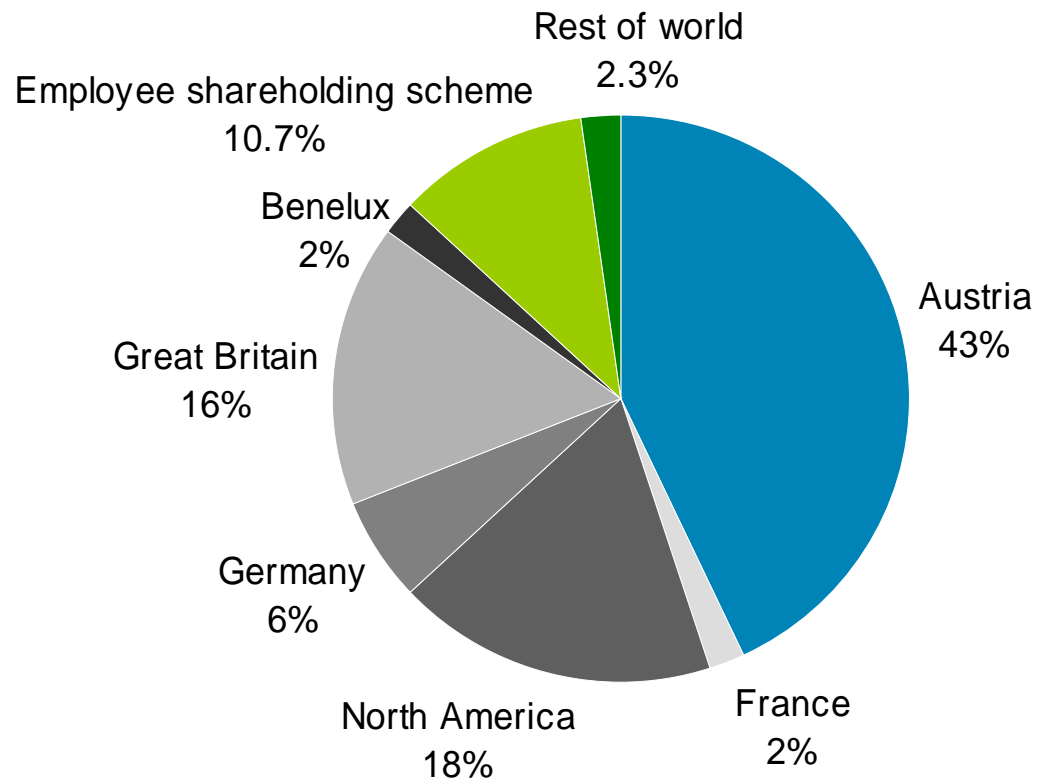
\* Including minority interests held by other Group companies

The voestalpine Group has significant investments in the companies listed in this organizational chart; groups of companies are each represented by their main divisional company. For further information, see the listings of equity investments in the voestalpine AG and Böhler-Uddeholm AG annual reports.

**voestalpine**

ONE STEP AHEAD.

# Ownership structure



# Stock market milestones



**voestalpine**

ONE STEP AHEAD.

# Dividend history

- Average dividend yield: 4.1%

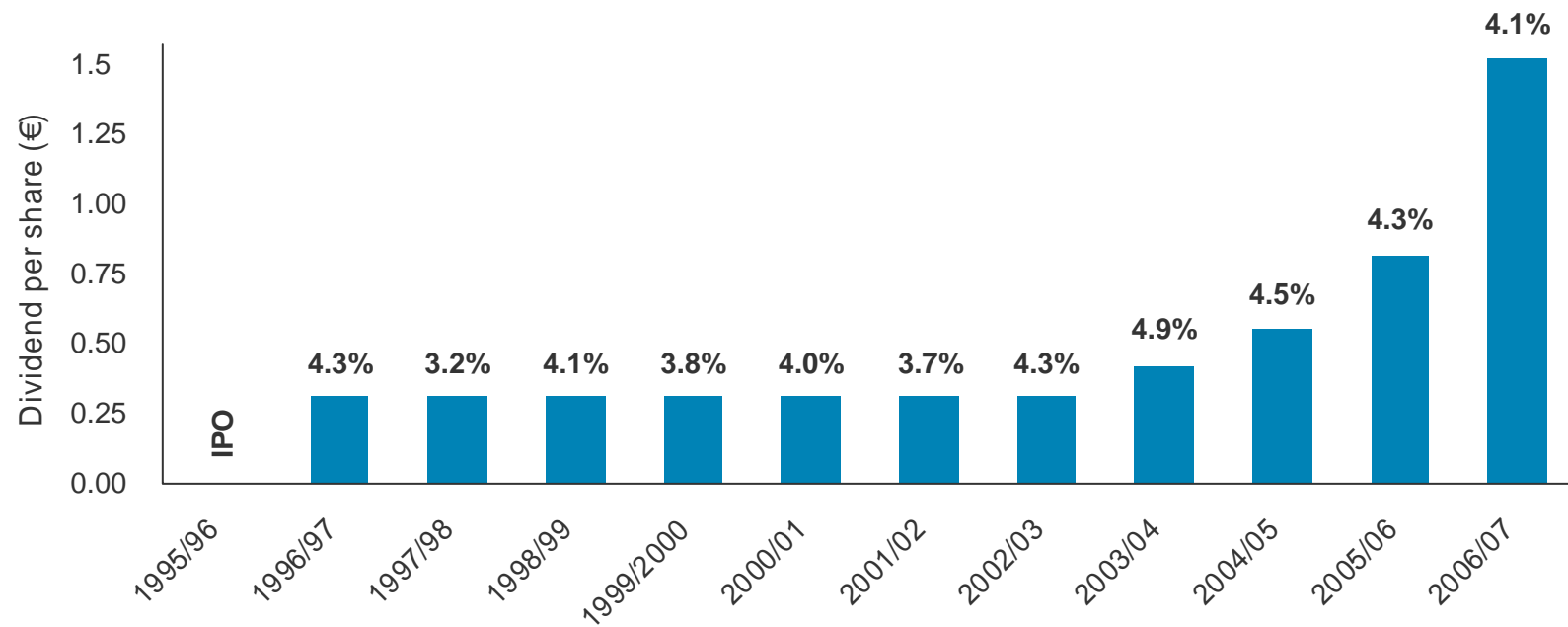


Figure above each bar: dividend yield based on yearly average share price

**voestalpine**

ONE STEP AHEAD.

# Products, services and markets

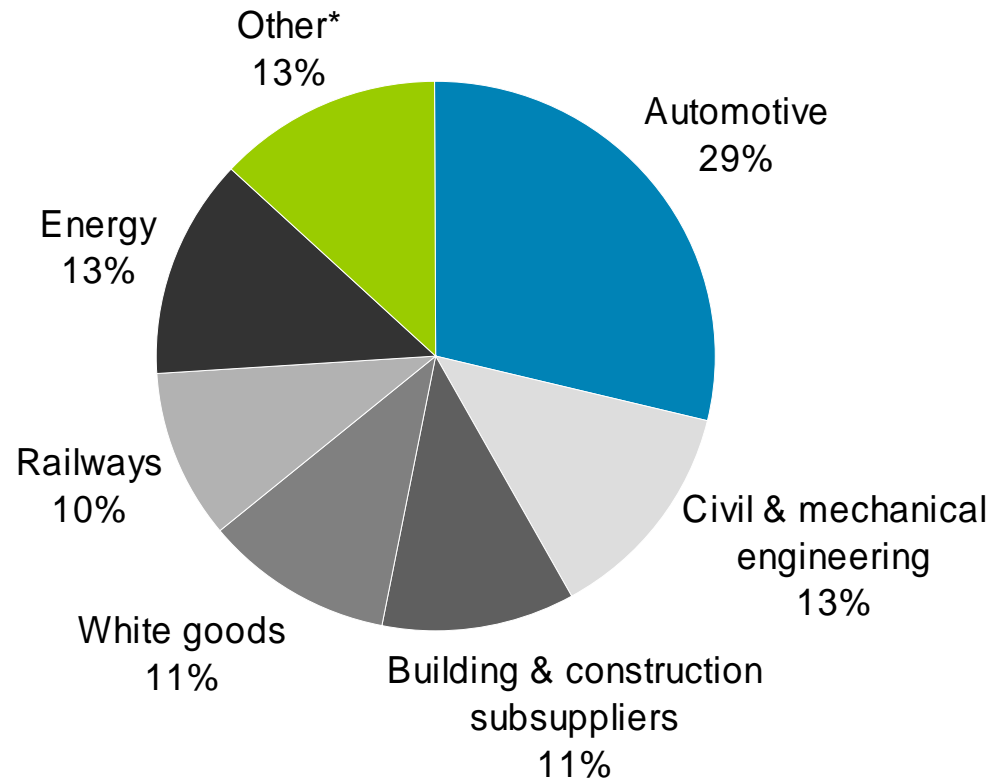
- Exports account for 87% of revenue
- Long-standing partnerships with:
  - European automotive manufacturers
  - International railway industry players
  - White goods, building and construction subsuppliers and energy industry
- Top positions in all sectors
- Vision:

We want to be European technology and quality leaders in steel production and processing as well as in combining steel with other materials.

**voestalpine**

ONE STEP AHEAD.

# Revenue by industries 2006/07

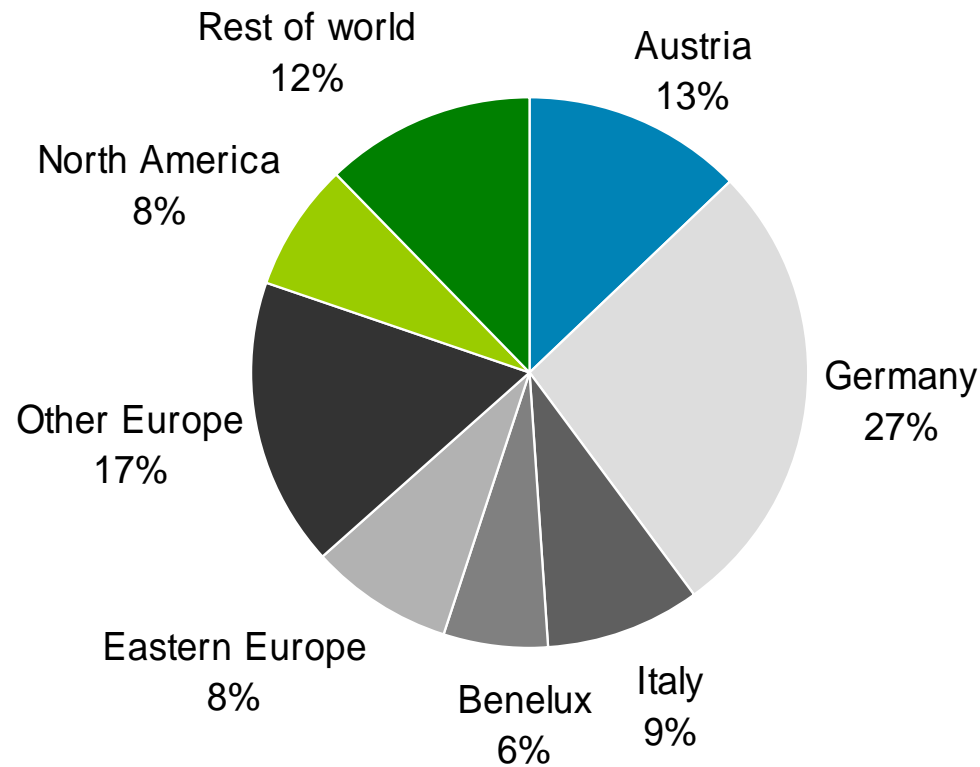


\* Including transportation and storage

**voestalpine**

ONE STEP AHEAD.

# Revenue by regions 2006/07



# Innovation/R&D

- One of the world's most innovative companies
- Over 540 employees in research and development
- Annual research expenditure approaching €100 million
- 60-plus national and international cooperation projects with universities and research establishments

# Environment

- Global pioneers in developing new environment-related technologies
- Continuous improvement in environmental compatibility of production facilities
- Awards for environmental management systems (ISO 14001 and EMAS)
- European benchmark in specific energy consumption



# voestalpine Group

## Facts & Figures

[www.voestalpine.com](http://www.voestalpine.com)

**voestalpine**

ONE STEP AHEAD.